


## Accessing the Library from the Main Department Foyer/Reception Entrance (via lift)

1. Go through the turnstiles to your right as you enter the building (card access required). Go through the double doors, scanning your card on the reader to the right. These doors are automatic and open towards you.




2. Go straight ahead and through the next set of double doors which are manual and open towards you.
3. The lift is in front of you. Press the 'up' button to the left of the lift.




4. In the lift, press the 'M' button for the Mezzanine floor. Once outside the lift, turn right.



5. Bear right and go through the double doors, which are manual and open towards you. Cross the walkway into the CMI building.



6. Take the lift to the right of the window. Press the 'down' button to the left of the lift. In the lift, select button 1 labelled 'Library'. The lift will open on the opposite side.




7. Outside the lift, turn left. The entrance to the library is in front of you. This door is manual and opens towards you. Scan your access card on the reader to the right of the door to open.



## Accessing the Main Department Foyer/Reception Entrance from the Library (via lift)

1. Exit the library by the door marked 'Lift', pressing the green 'Exit' button to the left of the door. This door is manual and opens away from you. Press the 'up' button to the right of the lift.




2. In the lift, select button 2 labelled 'Chemistry Mezzanine'. The lift will open on the opposite side. Outside the lift, turn left and cross the walkway into the main building.



3. Go through the double doors at the end of the walkway, which are manual and open away from you. Then bear left. Use the lift opposite the double doors, pressing the 'down' button to the left of the lift.



4. In the lift, press the 'G' button for the Ground floor. Outside the lift, go straight ahead and through the double doors, which are manual and open away from you.



5. Continue ahead through the next set of double doors, which are automatic and open away from you. Scan your access card on the reader to the right of the doors to open. Go through the turnstiles (card access required). The exit is on your left.

